



DINKARRAO K. SHINDE SMARAK TRUST'S

DR.A.D.SHINDE COLLEGE OF ENGINEERING,GADHINGLAJ

Guddai, A/P- Bhadgaon, Tal. Gadhinglaj, Dist. Kolhapur.



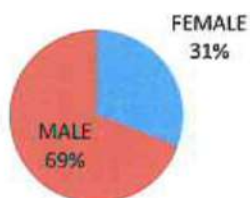
National Assessment and Accreditation Council (NAAC) Student Satisfaction Survey

Key Indicator - 2.7.1 Under Criterion II of Teaching – Learning and Evaluation

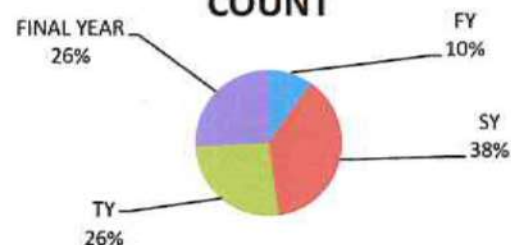
GENDER	FEMALE	MALE
NO OF RESPONSE	208	467

DEPT	MECH	CIVIL	CSE	ESC	ELECTRICAL	FY
COUNT	110	79	205	198	100	72

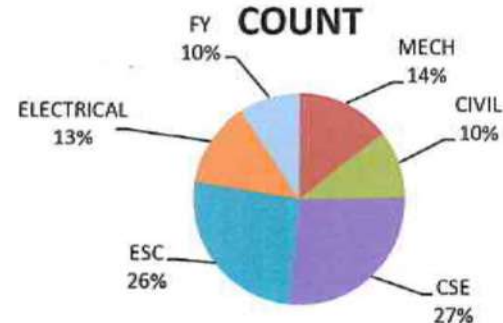
NUMBER OF RESPONSE



COUNT



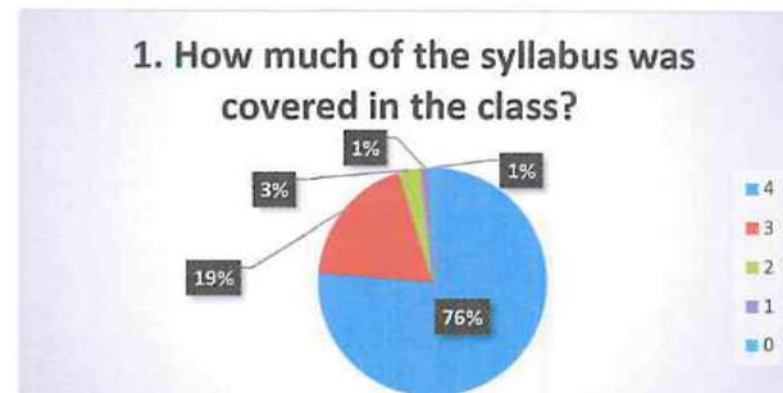
COUNT



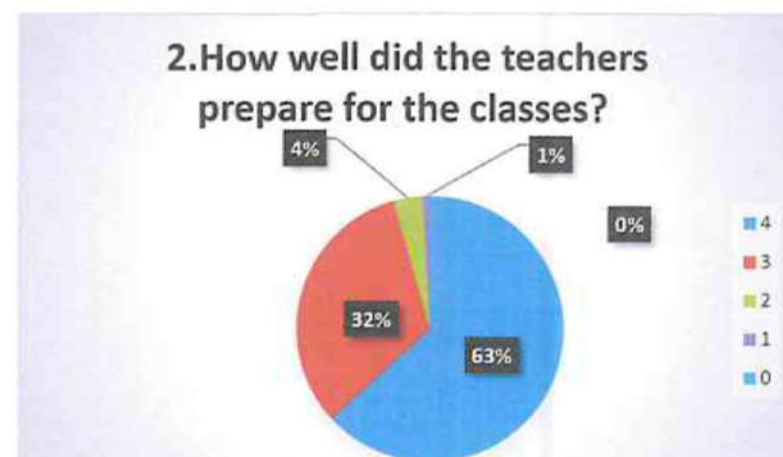
YEAR	FY	SY	TY	FINAL YEAR
COUNT	75	290	203	196



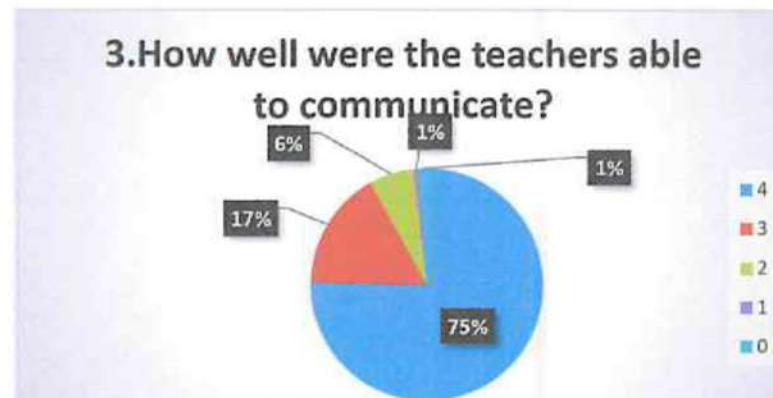
Question No	No.of Students Filled Responses	4	3	2	1	0
1. How much of the syllabus was covered in the class?	764	583	144	24	10	3
	Percent	76%	19%	3%	1%	1%



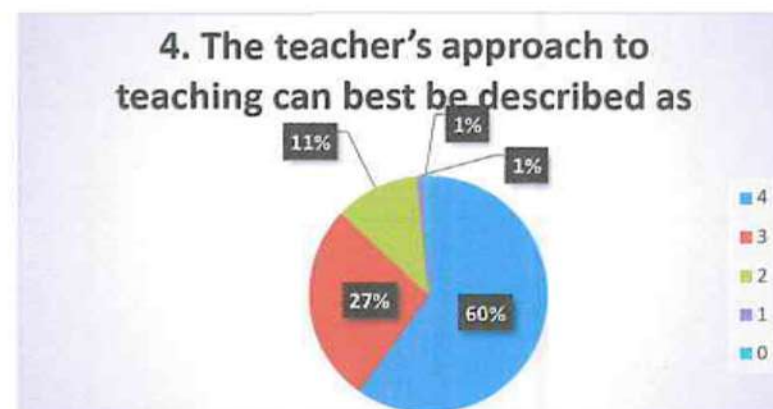
Question No	No.of Students Filled Responses	4	3	2	1	0
2. How well did the teachers prepare for the classes?	764	483	247	27	7	0
	Percent	63%	32%	4%	1%	0%



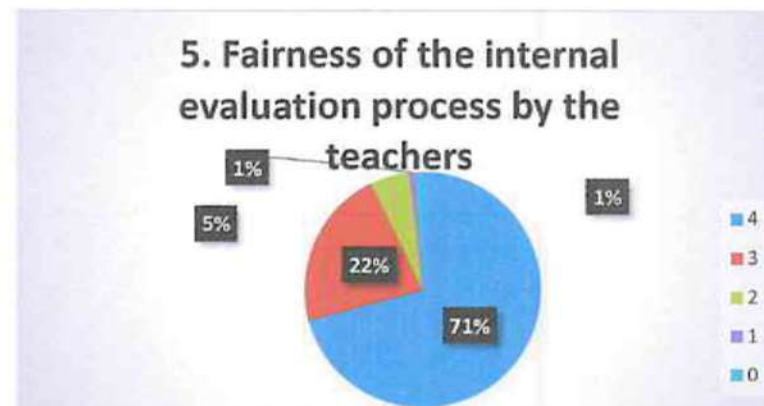
Question No	No.of Students Filled Responses	4	3	2	1	0
3.How well were the teachers able to communicate?	764	576	126	48	6	8
	Percent	75%	17%	6%	1%	1%



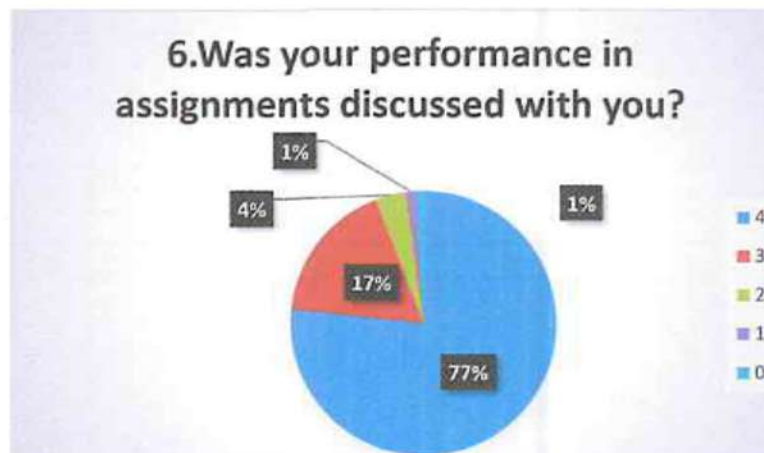
Question No	No.of Students Filled Responses	4	3	2	1	0
4. The teacher's approach to teaching can best be described as	764	458	206	88	6	6
	Percent	60%	27%	11%	1%	1%



Question No	No.of Students Filled Responses	4	3	2	1	0
5. Fairness of the internal evaluation process by the teachers	764	541	168	41	6	8
	Percent	71%	22%	5%	1%	1%

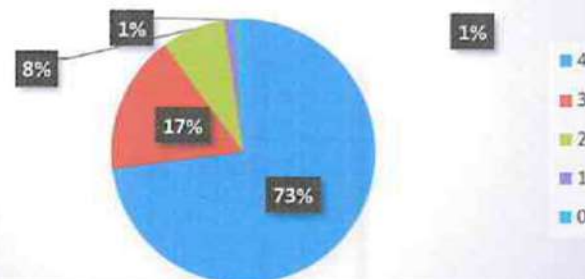


Question No	No.of Students Filled Responses	4	3	2	1	0
6. Was your performance in assignments discussed with you?	764	586	133	29	9	7
	Percent	77%	17%	4%	1%	1%



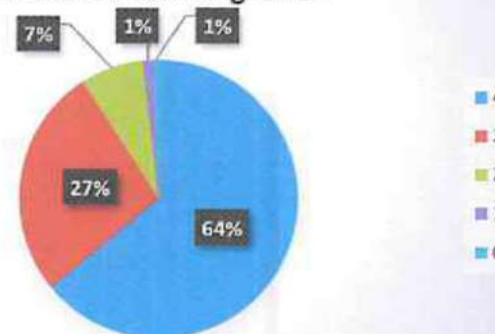
Question No	No.of Students Filled Responses	4	3	2	1	0
7. The institute takes active interest in promoting internship, student exchange, field visit opportunities for students.	764	557	129	60	9	9
	Percent	73%	17%	8%	1%	1%

7. The institute takes active interest in promoting internship, student exchange, field visit opportunities for students.



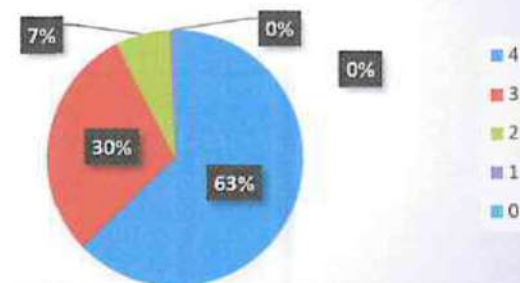
Question No	No.of Students Filled Responses	4	3	2	1	0
8. The teaching and mentoring process in your institution facilitates you in cognitive, social and emotional growth	764	489	205	56	9	5
	Percent	64%	27%	7%	1%	1%

8. The teaching and mentoring process in your institution facilitates you in cognitive, social and emotional growth



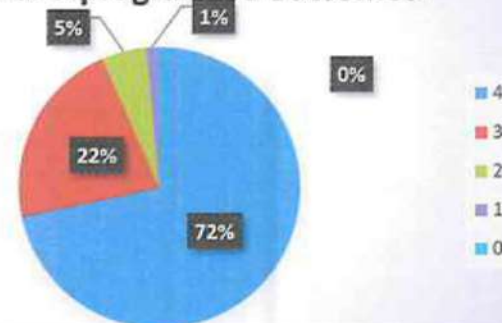
Question No	No.of Students Filled Responses	4	3	2	1	0
9.The institution provides multiple opportunities to learn and grow.	764	480	226	53	4	1
	Percent	63%	30%	7%	0%	0%

9.The institution provides multiple opportunities to learn and grow.



Question No	No.of Students Filled Responses	4	3	2	1	0
10. Teachers inform you about your expected competencies, course outcomes and programme outcomes	764	547	166	40	9	2
	Percent	72%	22%	4%	1%	0%

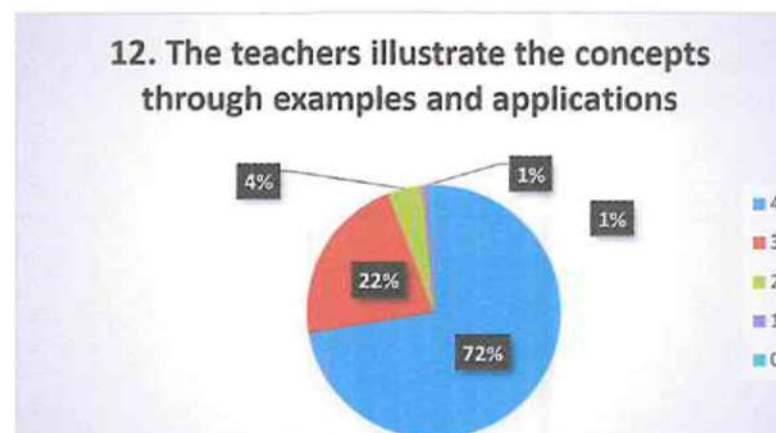
10. Teachers inform you about your expected competencies, course outcomes and programme outcomes



Question No	No.of Students Filled Responses	4	3	2	1	0
11. Your mentor does a necessary follow-up with an assigned task to you.	764	554	155	34	12	9
	Percent	73%	20%	4%	2%	1%

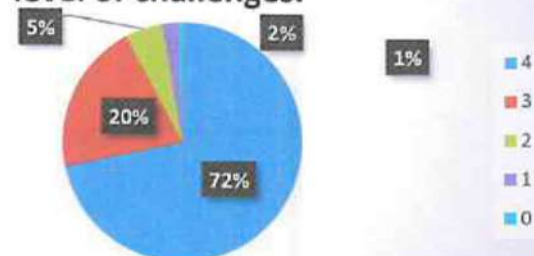


Question No	No.of Students Filled Responses	4	3	2	1	0
12. The teachers illustrate the concepts through examples and applications	764	553	166	34	7	4
	Percent	80%	16%	3%	1%	0%



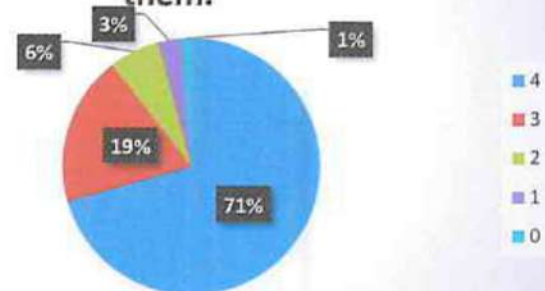
Question No	No.of Students Filled Responses	4	3	2	1	0
13. The teachers identify your strengths and encourage you with providing right level of challenges.	764	548	156	39	15	6
	Percent	72%	20%	5%	2%	1%

13. The teachers identify your strengths and encourage you with providing right level of challenges.

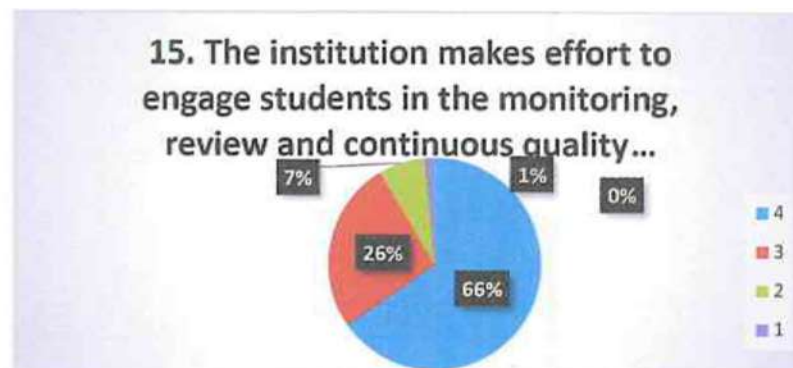


Question No	No.of Students Filled Responses	4	3	2	1	0
14. Teachers are able to identify your weaknesses and help you to overcome them.	764	539	144	49	21	11
	Percent	71%	19%	6%	3%	1%

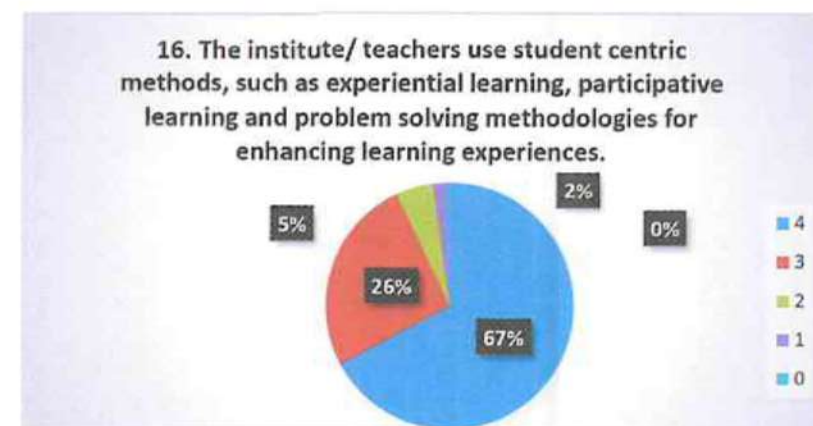
14. Teachers are able to identify your weaknesses and help you to overcome them.



Question No	No.of Students Filled Responses	4	3	2	1	0
15. The institution makes effort to engage students in the monitoring, review and continuous quality improvement of the teaching learning process.	764	499	199	54	10	2
	Percent	66%	26%	7%	1%	0%



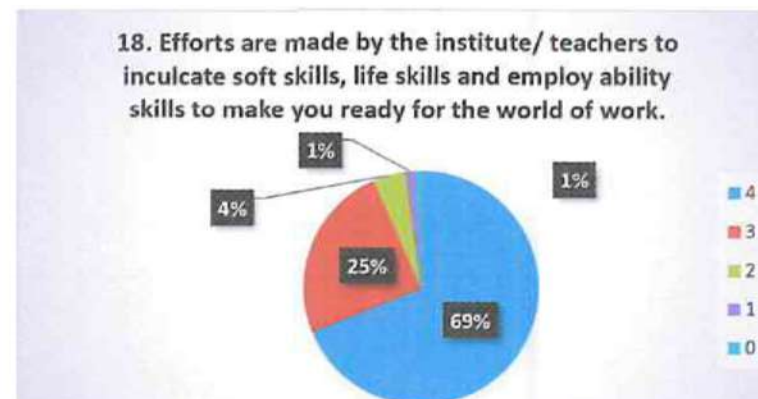
Question No	No.of Students Filled Responses	4	3	2	1	0
16. The institute/ teachers use student centric methods, such as experiential learning, participative learning and problem solving methodologies for enhancing learning experiences.	764	513	197	37	15	2
	Percent	67%	26%	5%	2%	0%



Question No	No.of Students Filled Responses	4	3	2	1	0
17. Teachers encourage you to participate in extracurricular activities.	764	520	207	27	7	3
	Percent	68%	27%	4%	1%	0%

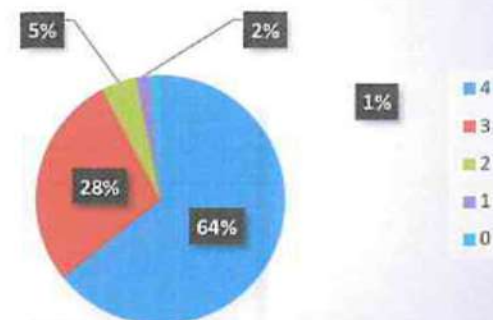


Question No	No.of Students Filled Responses	4	3	2	1	0
18. Efforts are made by the institute/ teachers to inculcate soft skills, life skills and employ ability skills to make you ready for the world of work.	764	526	187	34	11	6
	Percent	69%	25%	4%	1%	1%



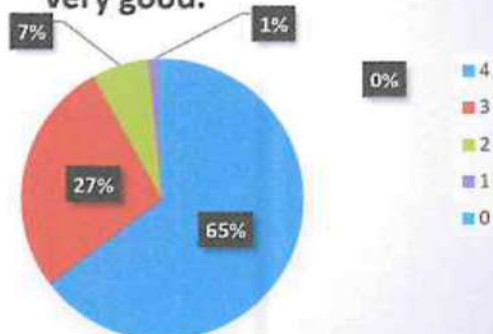
Question No	No.of Students Filled Responses	4	3	2	1	0
19. What percentage of teachers use ICT tools such as LCD projector, Multimedia, etc. while teaching.	764	491	214	35	13	11
	Percent	64%	28%	5%	2%	1%

19. What percentage of teachers use ICT tools such as LCD projector, Multimedia, etc. while teaching.



Question No	No.of Students Filled Responses	4	3	2	1	0
20. The overall quality of teaching-learning process in your institute is very good.	764	494	208	50	10	2
	Percent	65%	27%	7%	1%	0%

20. The overall quality of teaching-learning process in your institute is very good.



Question No	Suggestions
21. Give three observation / suggestions to improve the overall teaching – learning experience in your institution.	1) Curricular Enrichment
	2) Guidance for GATE Examination
	3) Use of Practical & activity based learning




PRINCIPAL
 A.D. Shinde College of Engineering
 Bhadgaon, Tal. Gadhinglaj, Dist. Kolhapur